



## Talk about it! Vocabulary

**A** 28 Listen. Circle the picture. Circle the word.

1.



vet  
teacher

2.



doctor  
magician

3.



magician  
pilot

4.



pilot  
teacher

5.



doctor  
firefighter

6.



vet  
firefighter

**B** Say. Write.

ACROSS →

1.



DOWN ↓

2.



3.



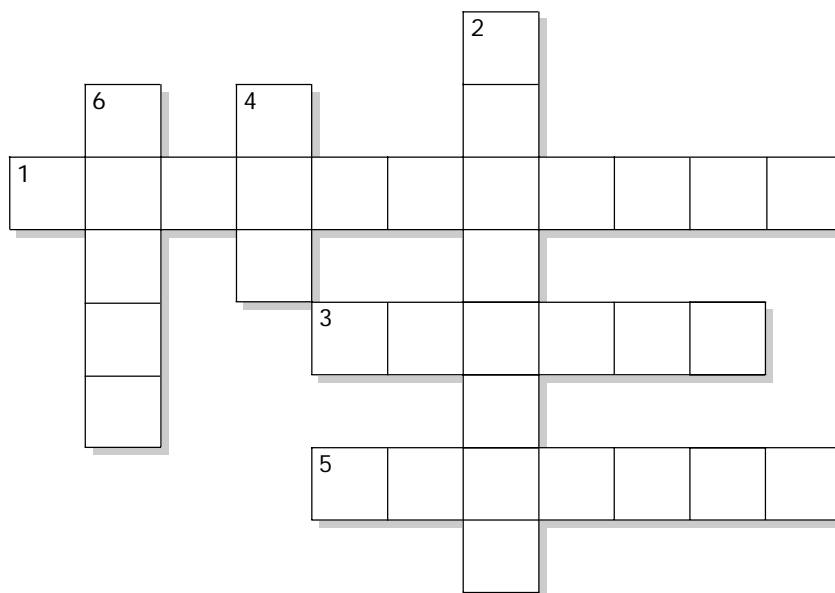
4.



5.




6.





# Talk about it! Dialogs

## A 29 Listen. Number.



## B Match the numbers. Write.

1. ①7 \_\_\_\_\_ ③ \_\_\_\_\_ ⑥ \_\_\_\_\_ ⑩ \_\_\_\_\_ a ⑫ \_\_\_\_\_.

⑨ \_\_\_\_\_ ⑤ \_\_\_\_\_ ⑮ \_\_\_\_\_.

⑨ \_\_\_\_\_ ⑤ \_\_\_\_\_ ⑥ \_\_\_\_\_.

2. ② \_\_\_\_\_ ④ \_\_\_\_\_ ⑬ \_\_\_\_\_ ⑧ \_\_\_\_\_ a ⑪ \_\_\_\_\_.

① \_\_\_\_\_ ⑭ \_\_\_\_\_ ⑯ \_\_\_\_\_ ⑱ \_\_\_\_\_?

② \_\_\_\_\_ ④ \_\_\_\_\_ ⑬ \_\_\_\_\_ ⑧ \_\_\_\_\_ a ⑦ \_\_\_\_\_.

① player	② I	③ is	④ want	⑤ morning	⑥ Ms. Long
⑦ magician	⑧ be	⑨ Good	⑩ She's	⑪ baseball	⑫ vet
⑬ to	⑭ How	⑮ everyone	⑯ about	⑰ This	⑱ you



**Say it!**

**A**









**Listen. Circle.**

- |  |  |
|--|--|
| <p>1. That's my father.<br/>That's my mother.</p>              | <p>2. That's my grandmother.<br/>That's my mother.</p>       |
| <p>3. That's my little brother.<br/>That's my big brother.</p> | <p>4. That's my little sister.<br/>That's my big sister.</p> |
| <p>5. That's my grandmother.<br/>That's my grandfather.</p>    | <p>6. That's my father.<br/>That's my grandfather.</p>       |

**B**

**Read the sentences above. Match. Number. Write.**

<p>a</p>  <div style="border: 1px solid black; width: 40px; height: 40px; margin: 10px auto;"></div> <hr style="border: 0; border-top: 1px solid black; margin-top: 20px;"/> <hr style="border: 0; border-top: 1px solid black; margin-top: 5px;"/>	<p>b</p>  <div style="border: 1px solid black; width: 40px; height: 40px; margin: 10px auto;"></div> <hr style="border: 0; border-top: 1px solid black; margin-top: 20px;"/> <hr style="border: 0; border-top: 1px solid black; margin-top: 5px;"/>	<p>c</p>  <div style="border: 1px solid black; width: 40px; height: 40px; margin: 10px auto;"></div> <hr style="border: 0; border-top: 1px solid black; margin-top: 20px;"/> <hr style="border: 0; border-top: 1px solid black; margin-top: 5px;"/>
<p>d</p>  <div style="border: 1px solid black; width: 40px; height: 40px; margin: 10px auto;"></div> <hr style="border: 0; border-top: 1px solid black; margin-top: 20px;"/> <hr style="border: 0; border-top: 1px solid black; margin-top: 5px;"/>	<p>e</p>  <div style="border: 1px solid black; width: 40px; height: 40px; margin: 10px auto; display: flex; align-items: center; justify-content: center;">1</div> <p style="margin-top: 20px;">That's my father.</p> <hr style="border: 0; border-top: 1px solid black; margin-top: 5px;"/> <hr style="border: 0; border-top: 1px solid black; margin-top: 5px;"/>	<p>f</p>  <div style="border: 1px solid black; width: 40px; height: 40px; margin: 10px auto;"></div> <hr style="border: 0; border-top: 1px solid black; margin-top: 20px;"/> <hr style="border: 0; border-top: 1px solid black; margin-top: 5px;"/>







# Build it!

## A Listen. Check.

1. 
2. 
3. 
4. 
5. 
6. 

## B Read. Circle. Write.

1.  She's : He's a \_\_\_\_\_.
2.  She's : He's a \_\_\_\_\_.
3.  Is he : she a \_\_\_\_\_?  
Yes : No , he : she is : isn't .
4.  Is he : she a \_\_\_\_\_?  
Yes : No , he : she is : isn't .

### WORD BANK





## Read it!

### A 32 Listen. Circle th or s. Write.

- |   |  |  |
|---|--|--|
| 1. <div style="display: flex; align-items: center; justify-content: center; border: 1px solid black; padding: 10px; margin: 5px;"> <div style="font-size: 40px; margin-right: 20px;">3</div> <div style="text-align: center;">             th<br/>s           </div> </div> <div style="text-align: center; margin-top: 10px;">____ ree</div> | 2. <div style="display: flex; align-items: center; justify-content: center; border: 1px solid black; padding: 10px; margin: 5px;"> <div style="text-align: center; margin-left: 20px;">             th<br/>s           </div> </div> <div style="text-align: center; margin-top: 10px;">____ ick</div>   | 3. <div style="display: flex; align-items: center; justify-content: center; border: 1px solid black; padding: 10px; margin: 5px;"> <div style="text-align: center; margin-left: 20px;">             th<br/>s           </div> </div> <div style="text-align: center; margin-top: 10px;">____ is</div>    |
| 4. <div style="display: flex; align-items: center; justify-content: center; border: 1px solid black; padding: 10px; margin: 5px;"> <div style="text-align: center; margin-left: 20px;">             th<br/>s           </div> </div> <div style="text-align: center; margin-top: 10px;">tee ____</div>  | 5. <div style="display: flex; align-items: center; justify-content: center; border: 1px solid black; padding: 10px; margin: 5px;"> <div style="font-size: 40px; margin-right: 20px;">7</div> <div style="text-align: center;">             th<br/>s           </div> </div> <div style="text-align: center; margin-top: 10px;">____ even</div> | 6. <div style="display: flex; align-items: center; justify-content: center; border: 1px solid black; padding: 10px; margin: 5px;"> <div style="text-align: center; margin-left: 20px;">             th<br/>s           </div> </div> <div style="text-align: center; margin-top: 10px;">____ irsty</div> |

### B 33 Listen. Do they have the same th sound? Circle ✓ or X.

- |   |  |
|---|--|
| 1. <div style="display: flex; align-items: center; justify-content: center; border: 1px solid black; padding: 10px; margin: 5px;"> <div style="text-align: center; margin-right: 20px;"> <br/>             mother           </div> <div style="text-align: center; margin-right: 20px;"> <div style="font-size: 40px;">3</div>             three           </div> <div style="border-left: 1px solid black; padding-left: 10px; text-align: center;">             ✓<br/>-----<br/>X           </div> </div> | 2. <div style="display: flex; align-items: center; justify-content: center; border: 1px solid black; padding: 10px; margin: 5px;"> <div style="text-align: center; margin-right: 20px;"> <br/>             Beth           </div> <div style="text-align: center; margin-right: 20px;"> <br/>             brother           </div> <div style="border-left: 1px solid black; padding-left: 10px; text-align: center;">             ✓<br/>-----<br/>X           </div> </div>                                    |
| 3. <div style="display: flex; align-items: center; justify-content: center; border: 1px solid black; padding: 10px; margin: 5px;"> <div style="text-align: center; margin-right: 20px;"> <br/>             thirsty           </div> <div style="text-align: center; margin-right: 20px;"> <br/>             that           </div> <div style="border-left: 1px solid black; padding-left: 10px; text-align: center;">             ✓<br/>-----<br/>X           </div> </div>                                 | 4. <div style="display: flex; align-items: center; justify-content: center; border: 1px solid black; padding: 10px; margin: 5px;"> <div style="text-align: center; margin-right: 20px;"> <div style="font-size: 40px;">13</div>             thirteen           </div> <div style="text-align: center; margin-right: 20px;"> <br/>             teeth           </div> <div style="border-left: 1px solid black; padding-left: 10px; text-align: center;">             ✓<br/>-----<br/>X           </div> </div> |

### C Read. Write.

1. The dog is \_\_\_\_\_.
2. That's my \_\_\_\_\_.
3. Sandy has \_\_\_\_\_ photos.



## Practice it!

**A**



Listen. Write.

1. She's a \_\_\_\_\_.
2. He's \_\_\_\_\_.
3. \_\_\_\_\_
4. Is he a \_\_\_\_\_?  
Yes, he \_\_\_\_\_.
5. Is she \_\_\_\_\_?  
No, \_\_\_\_\_.
6. \_\_\_\_\_  
\_\_\_\_\_

### WORD BANK

doctor  
firefighter  
magician  
teacher  
pilot  
vet  
she  
is  
Is  
a  
isn't  
She's  
he  
Yes

**B**

Read the sentences above. Match. Number.

a	b	c	d	e	f
<input type="checkbox"/>	<input type="checkbox"/>	<input type="checkbox"/>	<input type="checkbox"/>	<input type="checkbox"/>	<input type="checkbox"/>

**C**

How about you? What do you want to be?

I want to be a \_\_\_\_\_.



Finished? Excellent! Now go to page 70. Color number 5 orange.